

SPRAY GUN



SPRAY GUN



New Millennium Quality with Human and Environmental Friendliness

New Millennium Quality complies with environment-conscious requirements with both little overspray and high transfer efficiency low pressure spray guns and new general purpose spray guns.

Every industry is now trying to protect [the invaluable earth] on a worldwide scale. We, industrial manufacturers, are responsible for developing state of the art technology which is friendly to both humans and environment. Especially, restriction of VOC's (volatile organic compounds) and reduction of industrial waste have become imminent. Under this background, Japanese industries are expediting to meet high transfer efficiency, little overspray, water based and low VOC paints. We introduced low pressure spray guns in 1990 to clear California regulations, the most stringent in the world, and have established new atomizing technology. Now, we have developed spray guns with performance that will satisfy painters around the world and painters who are eco-conscious. "LPH series" has high transfer efficiency with little overspray mists. Our latest conventional spray guns, "W series" has higher atomization and less overspray mists than previous models by reducing atomizing air pressure (at gun handle).

Spray guns with new functions for the 21st century

LPH(low pressure) - 50·80·101·200·300·400 series
W(general purpose) - 50·101·200·300·400 series

For environmental protection

● Low pressure (LPH) spray guns

Air cap, fluid nozzle and body construction have excellent mechanism to create uniform air flow and have materialized high atomization with pressure in air cap (0.05 MPa for gravity feed and 0.07 MPa for pressure feed) which is about one fourth of the previous type. We propose a reduction of overspray mist and an increase of transfer efficiency.



● General purpose gun (W type) spray guns

From an environmental viewpoint, we have reduced atomizing air pressure (at gun handle) by 0.05MPa and surpassed atomizing performance of previous models. They can cope with environment complying paints (water-based paints, etc.) which were considered to be difficult to atomize with previous models. Besides environmental protection, low air pressure has achieved little overspray of paint mist, minimal bounceback (increase of transfer efficiency), reduction of VOC emission, improvement of working environment and cost reduction through paint saving.

Improved handling

Lightweight and compact gun body design

- We have designed the small type gun 295g (previously 320g), and large type gun 380g (previously 540g).
- Compact, round gun body can fit into your hand.
- When fitting an air hose, container or cup to the gun, you will enjoy a well-balanced sense of gravity. It is really painter-friendly and handles very easily.

Improved productivity

- The air valve and fluid needle are fitted onto the same axis, resulting in 20~30% lighter triggering than previous models.
- Smoother movement of knobs to adjust the pattern, air volume and fluid output makes it easier to change these conditions.

Flat and wider pattern

- Flat pattern with uniform mist achieves beautiful finish and makes spray overlap easy.
- Larger pattern width than that of previous models has improved productivity.

Easy maintenance

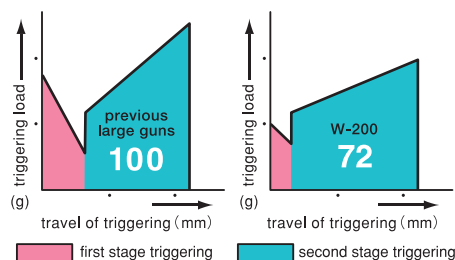
- The larger area where spanner is applied on fluid nozzle makes it easy to replace parts.

All wetted parts are made of stainless steel which can cope with water borne paints

- All wetted parts of the fluid nozzle, fluid needle, fluid nipple and the insert of the gun's body are made of high quality stainless steel.

Wide range of applications

- Out of a wide lineup in terms of nozzle orifices and high atomization type spray guns, you can choose the most suitable model for your applications.



Reduction of triggering load : When considering trigger load of previous system to be 100, that of W-200 is 72.

How to select the right spray gun

① Size of workpiece?

Selection of small type and large type

- Small parts, toys, small workpieces, car repairs ... small type (LPH-50, 80, 101, W-101)
- Large parts, vehicles, buildings, line coating, large coating... large type (LPH-200, W-200)

② Amount or area to be painted?

Selection of type of feed (gravity feed, suction feed, pressure feed)

- For small amount or painting with frequent color changes, use gravity feed (G type)
- For small or medium painting operations with frequent color changes, use suction feed (S type)
- For painting large amount of the same color on a conveyor line, use pressure feed (P type) with paint tank or paint pump.

③ Stage of painting and viscosity?

Selection of fluid nozzle orifice and air cap

- An excellent finish for a top coat requires finely atomized paint particles. You need to select a spray gun that can provide a high air-to-paint ratio, especially for metallic paint.

Paint viscosity and selection of nozzle orifice

- You need to select nozzle orifice according to paint viscosity. Generally select small nozzle orifice for low paint viscosity, and large nozzle orifice for high paint viscosity.

※ In case of pressure feed type, even the small nozzle orifice can cover a relatively wide range from low to high viscosity.

- Paint viscosity [Ford cup #4 (Anest Iwata NK-2)]

- Low viscosity [less than 18 sec. (15 sec.)] 0.8~1.5φmm
- Medium viscosity [18~26 sec. (15~25sec.)] 1.3~2.0φmm
- High viscosity [26~33 sec. (25~35sec.)] 2.0~2.5φmm

The typical application is shown below. Refer also to application examples shown in specifications for each spray gun model.

Spray gun		Classification	Low pressure spray gun																					
		Model name	LPH-50			LPH-101						LPH-200	LPH-300				LPH-400							
		Last letters of model name	042G	062G	102G	122P	124LVG	144LVG	144LVS	164LVG	164LVS	122P	124LV	144LV	164LV	144LV	164LV	082P	102P	132P	152P	101S	101G	
		Nozzle orifice (φmm)	0.4	0.6	1.0	1.2	1.2	1.4	1.4	1.6	1.6	1.2	1.2	1.4	1.6	1.4	1.6	0.8	1.0	1.3	1.5	1.0	1.0	
Classification of industries and processes	Auto body	Middle coat				○						◎							○					
		Top coat				○						◎							○					
		Refinish, touch-ups	○	○	○		○	◎	○		◎		○	◎								○	○	
	Large busses and trucks	Middle coat, top coat				○				○		○			○				○					
		Primer						○		◎	○			○	◎		○							
	Sheet metal for autos (passenger cars)	Spray putty															○							
		Middle coat (primer surfacer)						○		○	○			○	○	○	○							
		Top coat (touch-ups~block)	◎	◎	◎		○	◎	○	◎			○	◎	○	○								
		Top coat (whole body)						◎	○	◎	◎			◎	◎	◎	○							
	Metal	Middle coat				◎						◎						◎	◎					
		Top coat	○	○	○	◎						◎						◎	○					
	Plastic (small workpieces)	Top coat	○	○	○	○												◎						
	Woodwork, furniture	Middle coat				◎						◎							○	○	○			
		Top coat				◎						◎						◎	◎					
	Steel frame	Anti-corrosion																						
	Adhesives	Less than 200 centipoises																						
		Less than 1000 centipoises																						
Size of workpieces	Small		←→										←→				←→						←→	
	Medium					←→				←→	←→				←→				←→					
	Large											←→												
Paint viscosity (Ford Cup #4)	Low viscosity (less than 15 sec.)		←→										←→				←→						←→	
	Medium viscosity (18~26 sec.)					←→						←→							←→					
	High viscosity (26~33 sec.)											←→								←→				

Note 1) When you use high viscosity paints, refer to spray guns for high viscosity paints on page 14. Note 2) Adhesives shown by ※ marked models can be sprayed by pressure feed type.

Features of low pressure spray guns

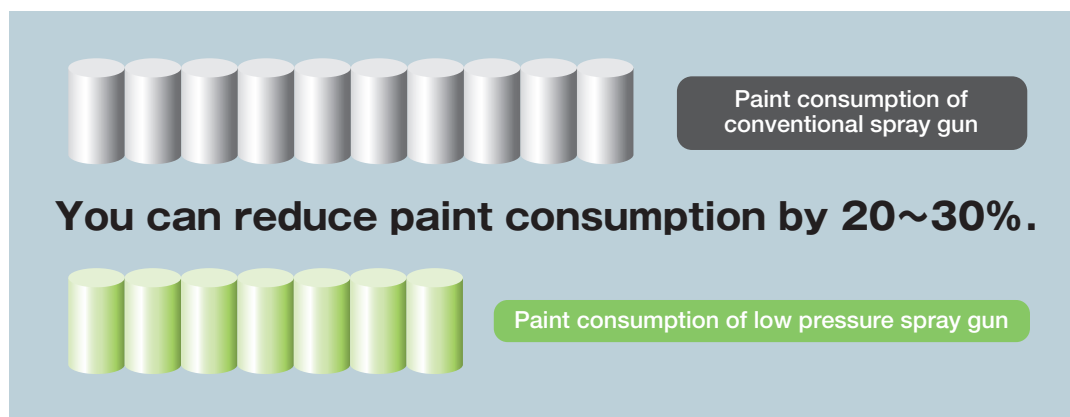
High transfer efficiency and little overspray

Speed of air flow ejected from spray guns is slower in low pressure spray guns than that of conventional spray guns. "Air flow is slow" means that power is weak against air flow direction. In other words, with less bounceback, paint particles easily reach the workpiece, since atomizing air pressure is low.

Low pressure spray guns	Conventional spray guns
 <p data-bbox="323 1205 683 1301">LPH-101LV type low pressure low air volume spray gun Atomizing air pressure: 0.1 MPa Pressure in air cap: 0.05MPa</p>	 <p data-bbox="898 1205 1257 1279">Conventional spray gun Atomizing air pressure: 0.3 MPa Pressure in air cap: 0.23MPa</p>

Improvement of work environment

Although use of water-based paints is expanding, paints using organic solvents are still mainstream. To improve painting environment, we need to reduce the overspray paint mists. Low pressure spray guns with less overspray paint mists can lengthen maintenance cycle of spraying booths and minimize dirtiness of painters' clothing by reducing paint overspray. Less overspray means improvement of painting operation environment.



In addition to previous High Volume Low Pressure spray guns, we have developed Low Volume Low Pressure spray guns by adopting new atomizing technology (patented).

Low pressure spray guns


LPH-50/101/200



**Small type
low pressure
spray gun**
LPH-101-144LVG
Gravity feed type
with PC-4S cup
(option)



**Small type low
pressure
spray gun**
LPH-101-164LVS
Suction feed type
with PCL-7B-2
(option)



**Large type
low pressure
spray gun**
LPH-200-122P
Pressure
feed type



**Ultra small type
low pressure
spray gun**
LPH-50-102G
Gravity feed type
with PC-51 cup
(option)



New fluid nozzle mechanism
(Patent No.3359771 / LPH-101LVG-S)

● Gravity feed type LPH-50-042G/-062G/-102G ---for automobile refinishing applications

①Most suitable for touch-ups or shading with small fluid output, low pressure, and low air volume. Little overspray improves painting efficiency.

②Little overspray and bounceback contribute to health protection of painters.

● Low air volume type LPH-101-124LVG/-144LVG·S/-164LVG·S

---for automobile refinishing applications

①Equipped with low pressure and low air volume, you can adjust in the same way as conventional spray guns. They enable you to improve painting operation efficiency with less overspray mists, especially when you do touch-ups and shading.

②Little overspray and bounceback contribute to protection of health of painters.

● Pressure feed type LPH-101-122P

---for industrial painting of metal, woodwork and resin

①You can reduce paint consumption by 20~30% (compared with our previous models) due to high transfer efficiency and little overspray.

②They can contribute to health protection of painters due to little overspray and bounceback.

③Maintenance cycle of spray booth is lengthened since booth becomes less dirty.

● Pressure feed type LPH-200-122P

---for large workpieces such as large parts or vehicles

①You can reduce paint consumption by 20~30% (compared with our previous models) due to high transfer efficiency.

②They can contribute to health protection of painters.

★Spray guns for pressure feed type and corrosive paints (option of LPH-200)

---for line painting in automobile or consumer electronics plants

When you spray corrosive paints with large fluid output at high frequency, we prepare an optional fluid nozzle and fluid needle set* made of anti-wear material.

※ The parts consist of a fluid nozzle and fluid needle set.

Model	Previous model	Type of feed	Fluid nozzle orifice φ mm	Atomizing air pressure MPa (psi)	Pressure in air cap MPa (psi)	Air consumption l / min (cfm)	Fluid output m l / min.	Pattern width mm (inch)	High atomization	Applied air cap model	Required air compressor kW	Mass g (lbs)	Application	
LPH-50-042G	—	Gravity	0.4	0.09 (12.8)	0.05 (7.1)	50 (1.8)	8*	40*(1.6)	●	E2	0.2~0.75	220 (0.48)	Automotive refinish (touch-ups, shading)	
LPH-50-062G	—		0.6				25*	60*(2.4)	●					
LPH-50-102G	—		1.0				55*	100*(3.9)	●					
LPH-101-081P	—	Pressure	0.8	0.26 (36.9)	0.07 (10.0)	430 (15.5)	100	170 (2.4)	●	E1	1.5~2.2	295 (0.64)	Automotive refinish (touch-ups, block painting)	
LPH-101-101P	—		1.0				150	200*(7.9)		E1	1.5~2.2			
LPH-101-122P	LPH-100-122P		1.2	0.34 (49.8)		530 (18.7)	350	270 (10.6)						G2
LPH-101-131P	—		1.3	0.26 (36.9)	430 (15.5)	200	280 (10.9)	E1	1.5~2.2					
LPH-101-151P	—		1.5											
LPH-101-082LVP	—		0.8	0.18 (25.6)	0.05 (7.1)	280 (5.6)	100			230 (9.0)		●	LV6	1.5~2.2
LPH-101-102LVP	—		1.0				150	250 (9.8)						
LPH-101-124LVG	LPH-101-124LVG		1.2	0.1 (14.2)		200 (7.1)	80*	200*(7.9)		●	LV4			
LPH-101-144LVG	LPH-101-144LVG		1.4		130*		220*(8.6)							
LPH-101-164LVG	LPH-101-164LVG	1.6	0.13 (18.5)	240 (8.5)	100		220 (8.6)	●						
LPH-101-184LVG	—	1.8			120	210 (8.2)	●							
LPH-101-124LVS	—	Suction	1.2		0.1 (14.2)	0.05 (7.1)			200 (7.1)	60		170 (2.4)	●	G2
LPH-101-144LVS	LPH-101-144LVS		1.4	80				180 (7.0)		●				
LPH-101-164LVS	LPH-101-164LVS		1.6	95			190 (7.4)	●						
Large type LPH-200-122P	LPH-90-121 LPH-90-122	Pressure	1.2	0.20 (28.4)	0.07 (10.0)	500 (17.7)	500		300 (11.7)	●	G2	2.2~3.7	380 (0.84)	Large workpieces such as large parts, vehicles

● Spray distance: 100mm for LPH-50-042G, 150mm for -062G and -102G, and 200mm for LPH-100 and -200. ● Paint viscosity: 22 sec. (20 sec. / NK-2).

※ marked case: 16 sec (12 sec. / NK-2). ● Fluid nipple: G1/4 for LPH-50 and LPH-100; and G3/8 for LPH-200. ● Air nipple: G1/4 for all models.

Compact spray gun


W-101

① Lower atomizing air pressure coupled with high atomization

We have reduced both overspray and triggering load by reducing atomizing air pressure (at gun handle) by 0.05 MPa. Atomization effect is better than previous model.

② Wide lineup range

We have added 1.3 and 1.5Φmm to pressure feed type. For automotive refinishing, the popular 13H21 type has been expanded to 134G/134S.



W-101-082P
Pressure feed type



W-101-132G
Gravity feed type
PC-4S
cup (option)



W-101-151S
Suction feed type
PCL-7B-2
container (option)

Model	Previous model	Type of feed	Fluid nozzle orifice φ mm	Atomizing air pressure MPa (psi)	Air consumption ℓ / min (cfm)	Fluid output m ℓ / min.	Pattern width mm (inch)	High atomization	General atomization	Applied air cap model	Required air compressor kW	Mass g (lbs.)	Application
W-101-082P	W-100-082P	Pressure	0.8	0.29 (42)	270 (9.5)	150	190 (7.5)	●		E2P	1.5	295	Automobile, woodwork, furniture, metal, plastic
W-101-102P	W-100-102P	Pressure	1.0			200	220 (8.7)	●					Woodwork, furniture, metal, medium viscosity
W-101-132P	W-100-132P	Pressure	1.3	0.24 (34.8)	220 (7.8)	210	210 (8.3)	●		E1	0.4~0.75	295	Light industry, hobby
W-101-152P	W-100-152P	Pressure	1.5			250	240 (9.4)	●					Automotive refinish,* woodwork, furniture, metal, plastic
W-101-101S	W-100-101S	Suction	1.0		75 (2.6)	85	120 (4.7)		●	K1	0.75~1.5	295	Woodwork, furniture, metal
W-101-101G	W-100-101G	Gravity	1.0			95	130 (5.1)						Automotive refinish, woodwork, furniture, metal
W-101-131S	W-100-131S	Suction	1.3		145 (5.1)	150	155 (6.1)		●	H2	1.5	295	Woodwork, furniture, metal
W-101-131G	W-100-131G	Gravity	1.3			160	170 (6.7)						Automotive refinish, woodwork, furniture, metal
W-101-132S	W-100-132S	Suction	1.3		225 (7.9)	150	160 (6.3)	●		H4	1.5	295	Woodwork, furniture, metal
W-101-132G	W-100-132G	Gravity	1.3			160	175 (6.9)						Automotive refinish, woodwork, furniture, metal
W-101-134S	W-100-134S	Suction	1.3		0.20 (29) 0.24 (34.8)	210 (7.4) 250 (8.8)	140* 145	180* (7.1) 200 (7.9)	●	K1	1.5	295	Woodwork, furniture, metal
W-101-134G	W-100-134G	Gravity	1.3			210 (7.4) 250 (8.8)	155* 170	205* (8.1) 220 (8.7)					Automotive refinish, woodwork, furniture, metal
W-101-151S	W-100-151S	Suction	1.5	0.24 (34.8)	145 (5.1)	175	170 (6.7)		●	H2	1.5	295	Woodwork, furniture, metal
W-101-151G	W-100-151G	Gravity	1.5			200	180 (7.1)						
W-101-152S	W-100-152S	Suction	1.5	0.24 (34.8)	225 (7.9)	170	175 (6.9)	●	●	N1	1.5	295	Woodwork, furniture, metal
W-101-152G	W-100-152G	Gravity	1.5			190	190 (7.5)						
W-101-181S	W-100-181S	Suction	1.8	170 (6.0)	210	170 (6.7)		●	●	N1	1.5	295	Woodwork, furniture, metal
W-101-181G	W-100-181G	Gravity	1.8			240	190 (7.5)						

● All models, spray distance: 200mm ● Paint viscosity: 22 sec. (20 sec./NK-2). * marked case: 16 sec. (12sec./NK-2) ● All models, fluid nipple: G1/4, air nipple: G1/4

※ Three kinds of air cap sets are prepared for W-101 type 1.3mm spray guns.

W-101-131S/G

Thicker film in the center of pattern and thinner on both ends.

W-101-132S/G

Film is more uniform and thinner on the whole.

W-101-134S/G

Suitable for overlapping spray several times. A wide pattern of high atomization, uniform mist dispersion and film thickness even at a short spray distance.

Large type spray gun

W-200

① Lower atomizing air pressure and noise level

We have reduced air noise level during operation by about 5dB (A) by reducing atomizing air pressure (at gun handle) by 0.05 MPa, in addition to reduction of overspray.

② Improved atomization

W-200-122P is easy to spray at line painting for high atomization. New W-200-182S can be used in a wide field such as automotive refinish and woodwork.

W-200-152G

Gravity feed
PC-4
cup (option)



W-200-122P
Pressure feed



W-200-202S
Suction feed
PCL-10B-3
container (option)



Model	Previous model	Type of feed	Fluid nozzle orifice φ mm	Atomizing air pressure MPa (psi)	Air consumption ℓ / min (cfm)	Fluid output mℓ / min.	Pattern width mm (inch)	High atomization	General atomization	Applied air cap model	Required air compressor kW	Mass g (lbs)	Application
W-200-122P	W-87-12G2P W-90-12G2P	Pressure	1.2	0.29 (42.7)	560 (19.8)	500	400 (15.7)	●		G2P	2.2~3.7	380 (0.84)	Large workpieces and line painting such as large parts and vehicles
W-200-151S	W-87-15K5S W-90-14J5S	Suction	1.5		200 (7.1)	240	210 (10.3)		●	K1	0.75~1.5		Woodwork, furniture, metal
W-200-151G	W-87-15K5G	Gravity				270	220 (8.7)						
W-200-152S	W-87-15K2S W-90-14J2S	Suction			330 (11.7)	240	290 (11.4)	●		K2	Automotive refinish, woodwork, furniture (finish), plastic (top coat)		
W-200-152G	W-87-15K2G	Gravity				270	320 (12.6)						
W-200-182S	W-90-18N2S	Suction	1.8		260 (9.2)	290	340 (13.4)		●	R1	1.5~2.2		Metal, woodwork, furniture, medium viscosity
W-200-201S	W-87-20R5S W-90-18N5S	Suction	2.0			350	260 (10.2)						
W-200-201G	W-87-20R5G	Gravity			410	280 (11.0)	●		R2	Metal, woodwork, furniture, medium viscosity			
W-200-202S	W-87-20R2S	Suction			360 (12.7)	350					290 (11.4)		
W-200-202G	W-87-20R2G	Gravity				410	320 (12.6)	●		W1	Metal, woodwork, furniture, anti-corrosion on steel frame, adhesives, high viscosity		
W-200-251S	W-87-25W5S W-90-25W2S	Suction	2.5		440	280 (11.0)							
W-200-251G	W-87-25W5G	Gravity			510	310 (12.2)							

● All models, spray distance: 250mm ● Paint viscosity: 22 sec. (20 sec/NK-2). ● All models, fluid nipple: G3/8, air nipple: G1/4

Note) When you spray corrosive paints in a car maker or consumer electronics line (pressure feed) with a spray gun with large fluid output at high frequency, we prepare a fluid nozzle and fluid needle set made of anti-corrosive material.

Center cup gravity feed spray gun

LPH-80/LPH-300/W-300/LPH-400/W-400




Low pressure
Ultra small type
center cup gravity
feed spray gun
LPH-80
gravity feed
PCG-2D-1
cup (option)



General purpose
small type center
cup gravity
feed spray gun
W-300-132G
gravity feed
PCG-2P-2
cup (option)



Low pressure
small type center
cup gravity
feed spray gun
LPH-300-144LV
gravity feed
PCG-2P-2
cup (option)



General purpose
large type center
cup gravity
feed spray gun
W-400-142G
gravity feed
PCG-6P-M
cup (option)



Low pressure
large type center
cup gravity
feed spray gun
LPH-400-144LV
gravity feed
PCG-6P-M
cup (option)



New fluid nozzle mechanism
(No.3359771 LPH-300/400LV)

① Well-balanced center of gravity

- As cup is situated at the top of spray gun, well-balanced center of gravity assures good fit to human hand.
- Total weight is 15% lighter than previous models. (LPH/W-400)

② With well-dispersed mist, spray pattern is flat and thin.

- You can get uniform film of water borne or high-solid paints which have been considered difficult to paint up to now.

③ Environment-friendly spray gun

- LPH-300/400 are environment-friendly low air volume low pressure spray guns with high transfer efficiency and little overspray.
- W-400 has achieved high transfer efficiency despite being general purpose guns since atomizing air pressure (at gun handle) has been reduced by 0.05 MPa~0.15MPa compared to previous models.

④ Fluid filter is fitted as standard accessory.

- 60 mesh filter prevents dust. (PCG-6P-M/PCG-2P-2)

Name	Model	Previous model	Type of feed	Fluid nozzle orifice φ mm	Atomizing air pressure MPa (psi)	Pressure in air cap MPa (psi)	Air consumption l/min (cfm)	Fluid output ml/min.	Pattern width mm (inch)	High atomization	General atomization	Applied air cap model	Required air compressor kW	Mass g (lbs)	Application
Center cup gravity feed spray gun	W-300-081G		Gravity	0.8		—	80 (2.8)	60	100 (3.9)		●	E1	0.4~0.75	320 (0.71)	Light industry hobby
	W-300-101G			1.0	0.24 (35.6)	—	145 (5.1)	100	130 (5.1)		●	K1	0.4~0.75		Automotive refinish, woodwork furniture, metal plastic
	W-300-132G			1.3		—	225 (7.9)	160	175 (6.9)	●		H2	0.75~1.5		
	W-400-122G	W-89-12K2G W-89-12K5G W-89-12R5G		1.2	0.20 (28.5)	—	280 (9.9)	140	230 (9.1)	●		LV2	1.5~2.2	380 (0.84)	Automotive refinish (touch-ups~top coat)
		0.29 (42.7)			370 (13.1)		160	250 (9.8)							
	W-400-132G			1.3	0.20 (28.5)	—	280 (9.9)	160	260 (10.1)	●					
		0.29 (42.7)			370 (13.1)		200	300 (11.8)							
	W-400-142G			1.4	0.20 (28.5)	—	280 (9.9)	210	280 (11.0)	●					
		0.29 (42.7)			370 (13.1)		265	320 (12.6)							
W-400-162G	W-89-15K2G W-89-15K5G W-89-15R5G	1.6	0.20 (28.5)	—	280 (9.9)	240	300 (11.8)	●							
	0.29 (42.7)		370 (13.1)		310	340 (13.4)									
W-400-182G	W-89-20R5G	1.8	0.20 (28.5)	—	290 (10.2)	320	280 (11.0)		●	LV1					
	0.29 (42.7)		380 (13.4)		400	320 (12.6)									
W-400-251G	W-89-25W5G	2.5	0.29 (42.7)	—	360 (12.7)	580	340 (13.4)		●	W1					
Low pressure center cup gravity feed spray gun	LPH-300-124LV		Gravity	1.2	0.1 (14.2)	0.05 (7.1)	200 (7.1)	90 [®]	210 (8.3)	●		LV4	1.5~2.2	320 (0.71)	Automotive refinish (touch-ups~block painting)
	LPH-300-144LV			1.4				130 [®]	230 (9.1)	●					
	LPH-300-164LV			1.6	0.13 (18.5)	0.07 (10.0)	240 (8.5)	110	230 (9.1)	●					
	LPH-400-144LV			1.4	0.11 (15.7)	0.07 (10.0)	270 (9.5)	130	290 (11.4)	●	LV4	1.5~2.2	380 (0.84)	Automotive refinish (touch-ups~block painting) base coat, top coat, clear	
	LPH-400-164LV			1.6				150	300 (11.8)	●					
Low pressure Ultra small type center cup gravity feed spray gun	LPH-80-042G		Gravity	0.4	0.09 (13.1)	0.07 (10.0)	50 (1.7)	8	40 (1.5)	●		E2	0.2~0.75	205	Automotive refinish spot repair
	LPH-80-062G			0.6				25	60 (2.3)	●					
	LPH-80-082G			0.8				40	80 (3.1)	●					
	LPH-80-102G			1.0				55	100 (3.9)	●					
	LPH-80-122G			1.2				80	120 (4.7)	●					
	LPH-80-044G			0.4	0.1 (14.2)	0.07 (10.0)	60 (2.1)	10	55	●		E4	0.2~0.75		
	LPH-80-064G			0.6				30	80	●					
	LPH-80-084G			0.8				45	100	●					
	LPH-80-104G			1.0				60	130	●					
	LPH-80-124G			1.2				75	140	●					

● Spray distance: 250mm for W-300 and W-400, and 200mm for LPH-300 and LPH-400 ● Paint viscosity: 22 sec. (20 sec/NK-2) ※ marked case: 16sec. (12sec/NK-2)
● As for W/LPH-400, fluid nipple M16x1.5 (male), air nipple G1/4. As for W/LPH-300, fluid nipple G1/4 (female), air nipple G1/4.

Waterborne paint spray gun

W-300WB/W-400WB

We are facing an environmental issue on a global basis today, especially in the automotive refinishing market, whose paint trend is changing from solvent borne paints to waterborne paints in order to address such an issue.

To meet the need for change in today's automotive refinishing market, these spray guns have been developed to create optimum atomization for waterborne paints with particular features.

Features:

1. Fluid nozzle design

The patented concave and slit design fluid nozzle can help to create a fine and even atomization with lower air pressure and air consumption for waterborne paints which have higher viscosity.

2. Special air cap

The specially designed air cap for specific waterborne paints can create a thin and even pattern.

3. Global recommendation

These spray guns are recommended by leading paint manufacturers throughout the world as the designated spray gun for their waterborne paints.



Waterborne paint spray gun
W-300WB-141G
gravity feed
PCG-2P-2
cup (option)



Waterborne paint spray gun
W-400WB-142G
gravity feed
PCG-6P-M
cup (option)



New fluid nozzle mechanism
(No. 3359771 W-300WB/400WB)

Name	Model	Type of feed	Fluid nozzle orifice φ mm (inch)	Atomizing air pressure MPa (psi)	Air consumption ℓ/min (cfm)	Fluid output ml/min.	Pattern width mm (inch)	High atomization	General atomization	Applied air cap model	Required air compressor kW	Mass g (lbs.)	Application
	W-300WB-141G		1.4	0.15 (21.8)	190 (6.7)	125	250 (9.8)		●	WB1	0.75~1.5	320 (0.71)	
	W-400WB-122G		1.2		300 (10.6)	140	290 (11.4)	●		WB2			
	W-400WB-132G		1.3			160	300 (11.8)						
	W-400WB-141G		1.4	0.18 (26.1)	230 (8.1)		290 (11.4)		●	WB1	1.5~2.2	380 (0.84)	
	W-400WB-142G		1.4		390 (13.8)	250	310 (12.2)	●		WB2			
	W-400WB-162G		1.6				340 (13.8)						

●All models, spray distance : 200mm ●Paint viscosity : 22 sec. (20 sec/NK-2)

●As for W-400WB, fluid nipple M16X1.5 (male) , air nipple G1/4. As for W-300WB fluid nipple G1/4 (female) , air nipple G1/4.

For Automotive Refinishing

B-Sho Series

"B-Sho series", spray gun series for automotive refinishing, was developed from our thorough research with the object of improving maneuverability and of forming a fine film. Our field research in how our customers use spray guns, and in what kind of conditions led us to realize, what types of spray gun were wanted in the automotive refinishing market. If you seek "more" for automotive refinishing than our popular spray guns, such as the W-101 Series (General spray guns) and the LPH-101 Series (Low pressure spray guns), then the "B-Sho" series is for you.

Lineup of Spray Guns for Automotive Refinishing

	Touch-up paint	Block paint	Whole body paint
Metallic / Pearl paint	W-50-124BPG	W-101-134BPG	————
	W-101-101	W-101-134 or 132	W-101-152
	LPH-50	LPH-101-144BPG	LPH-101-164LV
Solid / Clear paint	W-50-124BPG	W-101-142BPG	————
	W-101-101	W-101-131 or 132	W-101-152
	LPH-50	LPH-101-124 or 144LV	LPH-101-164LV
Primer surfacer / Anti-corrosion paint	————	W-101-162BPG	————
	W-101-131	W-101-151	W-101-181
	LPH-101-124LV	LPH-101-144LV	LPH-101-164LV

Settings for the first time use

The following chart contains standard settings for "B-Sho series".

type	Air pressure (gauge) MPa	Fluid adj.knob (From full close)	Pattern adj.knob (From full close)	Air adj.knob (From full close)	Distance to the work mm
W-101-134BPG	0.2	full open	2 turns	2 turns	150~200
W-101-142BPG	0.25	full open	2.5 turns	2.5 turns	150~200
W-50-124BPG	0.15	full open	1.5 turns	1.5 turns	100~150
	0.20	full open	2 turns	2 turns	100~150

※1 The air pressure is the setting air pressure of Air transformer gauge when used with 10m air hose.

※2 All the number of turns of adj knobs are counted from zero,full close.

※3 W-50-124BPG Air pressure(gauge)
for metallic/pearl paint:0.15MPa for solid/clear paint:0.20MPa

Model	Previous model	Types of feed	Fluid nozzle orifice φmm	Atomizing air pressure MPa ^{※1} (psi)	Air Pressure in air cap MPa (psi)	Air consumption ℓ/min (cfm)	Fluid output ml/min ^{※3}	Pattern width mm ^{※3} (inch)	High atomization	General atomization	Applied air cap model	Required air compressor kW	Mass g (lbs)	Application [†]
W-50-124BPG	—	Gravity	1.2	0.15 (22.8)	-	70 (2.5)	85	160 (6.3)	●		50	0.4	185 (9.4)	Paint for Automotive refinishing
W-101-134BPG	W-100-134BPG	Gravity	1.3 ^{※2}	0.20 (29.0)	-	160 (5.7)	140	250 (9.8)	●		BP4	1.5	295 (0.7)	Metallic/pearl paint
LPH-101-144BPG	—	Gravity	1.4	0.1 (14.2)	0.05 (7.2)	200 (7.1)	130	220	●		LPH BP4	1.5~2.2		Solid/clear paint
W-101-142BPG	W-100-142BPG	Gravity	1.4	0.24 (34.8)	-	230 (8.1)	200	270 (10.6)	●		BP2	1.5		
W-101-162BPG	—	Gravity	1.6	0.20 ^{※3} (29.0)	-	210 (7.4)	120	170 (6.7)	●		162 BP2	1.5		Primer/surfacer paint
				0.24 ^{※4} (34.8)	-	230 (8.1)	195	200 (7.9)						

※1 Atomizing air pressure is pressure readings at hand.

※2 The fluid nozzle for W-101-134BPG is incompatible.

※3 Paint viscosity is 40 sec. (40sec./NK-2) for primer surfacer paints.

※4 Paint viscosity is 22 sec. (20sec./NK-2).

Note) Paint viscosity is 12 seconds that is measured by NK-2 viscosity meter using automotive refinishing paint.

B-Sho series GOLD

"GOLD for metallic/pearl paint"

- Less darkening of the coating by reducing scatterings.
- Realizes high atomization with low pressure.
- Less paint adhesion to the air cap.



W-101-134BPG

"LVLP GOLD"

- Optimal atomization in low volume , low pressure per new fluid nozzle.
- Improving working environment by less over spray.
- Reducing working process for example minimal masking area.



LPH-101-144BPG



New fluid nozzle mechanism
(No.3359771)

B-Sho series SILVER

"SILVER for solid/clear paint"

- The film is thicker in the middle, therefore you can make thick and shiny coating easily.
- The film is thinner on both ends, and that reduces uneven coating.




W-101-142BPG

B-Sho series B.B.

"Exclusive spray guns for base coat process"


- Fluid needle is quenched to increase its strength in the same as with pressure feed type.
- Fluid nozzle orifice suitable for base coat paints, stable paint particles and stable spray pattern have reduced spitting and shortened polishing time.



W-101-162BPG

"Exclusive spray guns for small area and top coating"

- Less darkening of the coating by reducing scatters.
- Realizes high atomization with low pressure.
- Less paint adhesion to the air cap.




W-50-124BPG

Automotive Refinishing Spray Gun

'kiwami' SERIES


This series is specialized for today's eco friendly paint such as 1K low solvent base coat and high solid clear etc. Today's eco friendly paint has higher coverage capability so that coverage is completed with less passes by the painter, and contains lower VOC. To bring out these paint features maximally, this series can offer exceptional wet coat coverage by utilizes it's flat & wide pattern.



[base]



[clear]



**W101-138BGC /
W101-148BGC**

Item

Application		BASE COAT	CLEAR COAT
Model		W101-138BGC	W101-148BGC
Set Includes	Spray gun	W-101-138BG	W-101-148BG
	Cap	PC-400S-2LF	PC-400S-2LF
	Other accessories	Spanner	Spanner

Specifications

Model	fluid nozzle orifice	Atomizing air pressure	Air consumption	Pattern adj.knob	Fluid output	Pattern width	Applied air cap model	Required air compressor	Mass
	mm	MPa	ℓ / min	From full close	m ℓ / min	mm		kw	g
[BASE] W-101-138BG	Φ1.3	0.20	230	2.5 turns (usual)	150	220	B8	1.5~2.2	295
				6 turns (full open)	185	260			
[CLEAR] W-101-148BG	Φ1.4	0.20	230	2.5 turns (usual)	160	225	B8	1.5~2.2	295
				6 turns (full open)	200	275			

● Spray distance is 200mm ● Paint viscosity is 12sec. (12sec/NK-2) ● As for W/LPH-101, fluid nipple G1/4 (female), air nipple G1/4.
※1 The number of turns of fluid adj knob is counted from zero, full close. (Pattern and Air adj. Knobs are full open)
※2 Cup is PC-400S-2LF. (400ml, Stainless, Free-angle)

W101-136BGC / W-101-136BG

Item

fluid nozzle orifice		φ 1.3
Model		W101-136BGC
Set includes	Spray gun	W-101-136BG
	Cap	PC-400S-2LF
	Other accessories	Spanner

Specifications

Model	fluid nozzle orifice	Atomizing air pressure	Air consumption	Pattern adj.knob	Fluid output	Pattern width	Applied air cap model	Required air compressor	Mass
	mm	MPa	ℓ / min	From full close	m ℓ / min	mm		kw	g
W-101-136BG	Φ1.3	0.20	230	3 turns (usual)	170	245	B6	1.5~2.2	295
				6 turns (full open)	190	260			

● Spray distance is 200mm ● Paint viscosity is 12sec. (12sec/NK-2)
● As for W/LPH-101, fluid nipple G1/4 (female), air nipple G1/4.
※1 The number of turns of fluid adj knob is counted from zero, full close. (Pattern and Air adj. Knobs are full open)
※2 Cup is PC-400S-2LF. (400ml, Stainless, Free-angle)



Optimized 'kiwami' SERIES model by paint manufacture.

We created "A ultimate tool" by making improvement and referring to the advice of paint manufactures' field support members who are working on the flont line of refinish coating.



Nozzle chart of Kansai Paint

This gun is optimized for "Retain PG Hyblid Eco/HS system" from standard 'kiwami series.



Hybrid

RETAN PG HYBRID ECO

W101-136KPGC / W101-146KPGC



Item

fluid nozzle orifice		φ 1.3	φ 1.4
Model		W101-136KPGC	W101-146KPGC
Set includes	Spray gun	W-101-136KPG	W-101-146KPG
	Cap	PC-400S-2LF	PC-400S-2LF
	Other accessories	Spanner	Spanner

Specifications

Model	Type of feed	fluid nozzle orifice	Atomizing air pressure	Air consumption	Pattern adj.knob	Fluid output	Pattern width	Applied air cap model	Required air compressor	Mass
		mm	MPa	ℓ / min	From full close	m ℓ / min	mm		kw	g
W-101-136KPG	Gravity	Φ 1.3	0.20	200	3 turns (usual) 6 turns (full open)	140 165	220 240	KP5	1.5~2.2	295
W-101-146KPG	Gravity	Φ 1.4	0.20	200	3 turns (usual) 6 turns (full open)	150 170	225 245	KP5	1.5~2.2	295

● Spray distance is 200mm ● Paint viscosity is 12sec. (12sec/NK-2) ● As for W/LPH-101, fluid nipple G1/4 (female), air nipple G1/4.
 ※ 1 The number of turns of fluid adj knob is counted from zero, full close. (Pattern and Air adj. Knobs are full open)
 ※ 2 Cup is PC-400S-2LF. (400ml, Stainless, Free-angle)

Nozzle chart of Nippon Paint

This gun is optimized for "Nax Real e3 System" from standard 'kiwami series.



REAL

W101-136NPGC / W101-146NPGC



Item

fluid nozzle orifice		φ 1.3	φ 1.4
Model		W101-136NPGC	W101-146NPGC
Set includes	Spray gun	W-101-136NPG	W-101-146NPG
	Cap	PC-400S-2LF	PC-400S-2LF
	Other accessories	Spanner	Spanner

Specifications

Model	Type of feed	fluid nozzle orifice	Atomizing air pressure	Air consumption	Pattern adj.knob	Fluid output	Pattern width	Applied air cap model	Required air compressor	Mass
		mm	MPa	ℓ / min	From full close	m ℓ / min	mm		kw	g
W-101-136NPG	Gravity	Φ 1.3	0.15	160	3 turns (usual)	115	155	NP5	1.5~2.2	295
W-101-146NPG	Gravity	Φ 1.4	0.15	160	6 turns (full open)	120	165	NP5	1.5~2.2	295

● Spray distance is 150mm ● Paint viscosity is 11sec. (12sec/NK-2) ● As for W/LPH-101, fluid nipple G1/4 (female), air nipple G1/4.
 ※ 1 The number of turns of fluid adj knob is counted from zero, full close. (Pattern and Air adj. Knobs are full open)
 ※ 2 Cup is PC-400S-2LF. (400ml, Stainless, Free-angle)



W-50-136BGC

Launch new small size of 'kiwami SERIES.

'kiwami *mini* succeed to flat and wide pattern to make use of the feature of environmentally considerate paint such as 1K base coat, etc.

And we gather the best that advanced atomization technology has to offer for this gun to reach the highest, 'kiwami in Japanese.

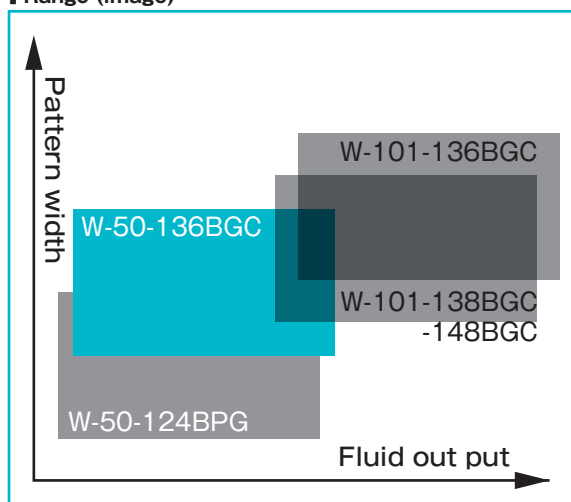


Even if the gun body is small, the gun succeeds to flat and wide pattern.

We developed atomization quality so that coating result would be the same level of the other 'kiwami SERIES as good leveled surface.

Gun body is plated twilight chrome plate to symbolize 'kiwami SERIES. And the profound gross plate arranges to appearance of fine quality.

Range (image)



Lower air pressure
'kiwami *mini*'s pattern width keep larger
comparing with W-101's pattern width

	W-50-136BGC 'kiwami <i>mini</i>	W-101-136BGC 'kiwami
Atomizing air pressure (Mpa/psi)	0.1(14.5)	0.1(14.5)
Fluid adj	2 rotation	2 rotation
Spray distance (mm)	100	100
Air consumption (l/min/cfm)	55(1.9)	150(5.3)
Fluid output (ml/min)	40	80
Pattern width (mm/inch)	129(5.1)	110(4.3)

Standard air pressure

	W-50-136BGC 'kiwami <i>mini</i>	W-101-136BGC 'kiwami
Atomizing air pressure (Mpa/psi)	0.15(21.8)	0.2(29.0)
Fluid adj	2.5 rotation	2.5 rotation
Spray distance (mm)	150	200
Air consumption (l/min/cfm)	70(2.5)	230(8.1)
Fluid output (ml/min)	70	145
Pattern width (mm/inch)	190(7.5)	240(9.4)

Range (image)

Model	Type of feed	Fluid nozzle orifice (mm)	Atomizing air pressure (Mpa/psi)	Air consumption (l/min/cfm)	Fluid output (ml/min)	Pattern width (mm/inch)	Applied air cap	Required compressor (kw)	Mass (g)
W-50-136BGC	Gravity	1.3	0.15(21.8)	190(7.5)	70	190(7.5)	W-50-B6	0.4	195

※Cup is PC-150SB-2LF (130ml,SUS, Free-angle)



Super
NOVA™
WS-400
evo

Super
NOVA™
LS-400
entech®

designed by *pininfarina*

*A new constellation
for professional sprayers*



environment first



HVLP

Countries where 0,7 bar (10 psi) inside air cap is mandatory, users with environment and green economy in mind will appreciate new Supernova Entech spray gun: new unique design, Anest Iwata pre-atomization nozzle technology which we call SPLIT NOZZLE™, is able to deliver flat and thin large and optimized wet controlled spray pattern. The air cap/nozzle sets for Dry and Wet weather conditions allow the use in each environmental and temperature conditions.



ANEST IWATA SPLIT NOZZLE
atomization technology



SPLIT NOZZLE, This innovative technology has continued to evolve and in doing so increases your spraying experience..... Plus this technology promises an easy and premium painting job with its WET CONTROL nozzle system.

Lower pressure and lower air consumption. A Long flat uniform spray pattern with a


fine and consistent droplet enables an easy-to-control painting overlap which achieves a premium quality paint job every time.

SPLIT NOZZLE The atomizing air flow cuts the paint stream like a knife and controls the droplets efficiently... Working at a lower pressure enables lower air consumption through the flat tip nozzle system.

Standard



0,05 bar




0.1 bar



0.2 bar



0.3 bar



Split nozzle

100% Stainless Steel fluid passage

NOT Plated or Anodized Alluminium or Brass!

Perfect balance

For the first time, the angle of the cup has been designed with both disposable and standard cups in mind.

The SUPERNOVA design guarantees perfect balance, even when using disposable cups which, being wider and sometimes longer, could affect balance.

Quick and easy release cap

No need for a removable baffle on the front of the gun, which means fewer spare parts!

The air cap has a larger thread, making it both robust and easy to remove and it has been designed with low maintenance in mind.

The new, larger slots in the air cap ring facilitate quick removal and refitting after cleaning.

A long flat uniform spray pattern with a fine and consistent droplet size achieves an easily controlled paint overlap, this also gives you a premium quality application of all paints with its superior wet control.



efficacy first

evotech®

Supernova™

**WS-400
evo**

COMPLIANT

The astonishing range of set ups, both for base coat (WB or HS) and clear coat, make the SUPERNOVA EVOTECH suitable to spray in every climatic condition with optimized atomization.

ANEST IWATA exclusive pre-atomization split nozzle technology allows large spray pattern, with same particles size both ends of the spray pattern, and makes it easy to adjust the speed and distance according to the needs.

New and improved easy release paint cup system

The new locking thread system enables you to experience a secure and precise screwing and unscrewing of the paint cup.

Reliable and Precise setting

SUPERNOVA has new sturdy constructed high precision adjusters. The carefully designed grip delivers the professional painter a reliable and more importantly comfortable feeling even when wearing latex gloves.







Responsive Trigger Action

The responsive trigger action gives the painter complete control when applying tricky basecoats and final coats.

Superior surface quality Ergonomic grip

The slim ergonomic grip of the **SUPERNOVA** spray gun helps distribute weight and balance through the wrist, reducing the risk of repetitive strains.



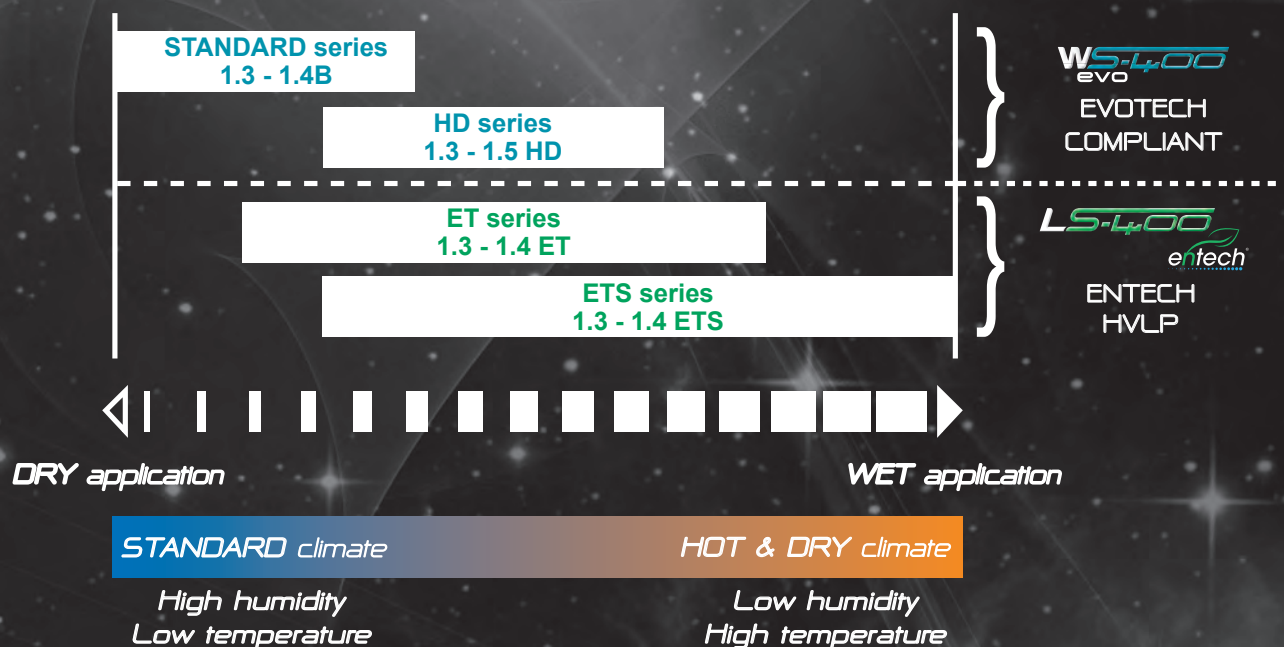
Atomization Technology	Product	Feature	Nozzle Variation
 Compliant <i>(EPA approved)</i>	 WS-400 EVO	Evotech atomizer (WS-400 evo) creates consistent amounts of extreme fine paint droplets, and lays them down consistently onto the substrate painting surface. It gives you a controlled application speed while achieving a great premium quality finish. This atomizer is EPA approved (compliant)	Standard delivery series. For standard spray application 1.3~1.4B/C, 1.3 OBS
			HD series For wetter spray application 1.3~1.5HD
 HVLP	 LS-400 ENTECH	Entech atomizer (LS-400 entech) is a new generation of HVLP atomizer's and is designed to have the maximum potential for a HVLP system with the new ANEST IWATA concept (Wet control). • Low paint consumption • Extremely low spray noise • Optimized nozzle with Spray distance & wetness <i>Two series of nozzle (ET & ETS)</i> • Wider working climate range (Hot & Dry climate compatible)	ET series For standard spray application. ET 1.2~1.5
			ETS series (form 1.2~1.5) For wetter & long spray distance application ETS 1.2~1.5










SUPERNOVA PROJECT AN EVOLVING INTELLIGENCE

SUPERNOVA offer to sprayers the most evolved and sophisticated range of atomizations, thanks to its unique SPLIT NOZZLE principles.

If you are spraying diffi cult water borne metallic base coats in extreme humidity conditions or extreme temperature conditions, you can choose the most suitable atomizer.

Supernova series application and climate



Model	 ø mm	 MPa	 ℓ/min	 mℓ/min	 MIN	 MAX	 MAX	 No.	 g	Type of application	
WS-400 EVO											
WS-400-1301B-S1	BASE 1.3	0.2	370	140	260	365	370	-	WS-400-01	695 with cup	Standard application
WS-400-1301C-S1	CLEAR 1.3			170				-			
WS-400-1401B-S1	BASE 1.4			190				-			
WS-400-1401C-S1	CLEAR 1.4			220	265	365	-	Wetter application			
WS-400-1301BHS1	1.3 HD			240			270			370	-
WS-400-1301CHS1											-
WS-400-1401BHS1	1.4 HD			260	275	-	-				
WS-400-1401CHS1							-				
WS-400-1501BHS1	1.5 HD			-	-	-	-				
WS-400-1501CHS1							-				
LS-400 ENTECH											
LS-400-1305-S1	ET 1.3	0.18	400	160	250	350	360	-	LS-400-05	695 with cup	Standard application
LS-400-1405-S1	ET 1.4			170				260			
LS-400-ETS13-S1	ETS 1.3		420	160	235	310	400	410		475 without cup	Wetter & Longer spray distance
LS-400-ETS14-S1	ETS 1.4			180							

Max. working pressure: 7.0 bar

Temperature range: 5~40° C

Air nipple: G 1/4" M

Fluid nipple: G 1/4" F

Small and medium spray guns

W-71/W-61/W-77


● Delivery conditions of these models will be longer in some cases.



W-71-1S
suction feed
PCL-10B-2
container
(option)



W-61-3G
gravity feed
PC-4S
cup (option)



W-77-02
pressure
feed

How to read model names

Ex. W-77-21G

Type of feed G : Gravity type
S : Suction type
1. 2. 3. general purpose
11. 12. 31. high quality painting
0 (zero) mass production painting
gun body W71, W61 : small
W77 : medium

Model		Type of feed	Fluid nozzle orifice φ mm	Spray distance mm (inch)	Atomizing air pressure MPa (psi)	Air consumption ℓ / min (cfm)	Fluid output mℓ / min.	Pattern width mm (inch)	Required air compressor kW	Mass g (lbs)	Standard container or cup		
Small spray guns	W-71-0	Pressure	0.8	200 (7.9)	0.34 (49.8)	240 (8.5)	200	190 (7.5)	1.5	450 (0.99)	Paint tank, diaphragm paint pump		
	W-71-02		1.0			230 (8.1)	300	265 (10.4)					
	W-71-1S	Suction	1.0		0.29 (42.7)	75 (2.6)	95	100 (3.9)	0.4		Container PC-1S (1000 mℓ) PC-2 (600 mℓ) PC-3 (400 mℓ) PCL-10B-2 (1000 mℓ) PCL-7B-2 (700 mℓ)		
	W-71-2S		1.3			85 (3.0)	135	135 (5.3)					
	W-71-3S		1.5			165 (5.8)	180	170 (6.7)	0.75				
	W-71-21S		1.3			195 (6.9)	140	155 (6.1)					
	W-71-31S		1.5			230 (8.1)	170	170 (6.7)	1.5				
	W-71-4S		1.8			230 (8.1)	195	195 (7.7)					
	W-71-1G	Gravity	1.0		75 (2.6)	110	120 (4.7)	0.4	Side mount cup PC-4S (400 mℓ) PC-5 (250 mℓ) PCG-6P-2 (600 mℓ) PC-51 (220 mℓ) (stainless steel) PC-61 (130 mℓ) (stainless steel) PC-150S-2LF PC-400S-2LF PC-250S-2LF				
	W-71-2G		1.3		85 (3.0)	155	155 (6.1)						
	W-71-3G		1.5		165 (5.8)	210	185 (7.3)	0.75					
	W-71-21G		1.3		195 (6.9)	160	165 (6.5)						
	W-71-31G		1.5		230 (8.1)	190	185 (7.3)	1.5					
	W-71-4G		1.8			220	220 (8.7)						
	W-61-0	Pressure	0.8		200 (7.9)	0.34 (49.8)	200 (7.1)	200	190 (7.5)		1.5	420 (0.92)	Paint tank, diaphragm paint pump
	W-61-1S	Suction	1.0				0.29 (42.7)	75 (2.6)	95		100 (3.9)		
	W-61-2S		1.3			85 (3.0)		135	135 (5.3)				
	W-61-3S		1.5			150 (5.3)		160	185 (7.3)		0.75		
W-61-1G	Gravity	1.0	75 (2.6)	110		120 (4.7)		0.4	Side mount cup PC-4S (400 mℓ) PC-5 (250 mℓ) PC-51 (220 mℓ) (stainless steel) PC-61 (130 mℓ) (stainless steel) PC-150S-2LF PC-400S-2LF PC-250S-2LF				
W-61-2G		1.3	85 (3.0)	155		155 (6.1)							
W-61-3G		1.5	150 (5.3)	190		220 (8.7)	0.75						
Medium spray guns		W-77-0	Pressure	1.2		250 (9.8)	0.34 (49.8)	430 (15.2)		480	445 (17.5)		2.2~3.7
	W-77-02	420 (14.8)			400 (15.7)								
	W-77-1S	Suction	1.5	180 (6.4)	255			210 (8.2)	0.75~1.5	Container PC-1 (1000 mℓ) PCL-10B-3 (1000 mℓ) PCL-7B-3 (700 mℓ) PC-19R (1000 mℓ)			
	W-77-11S			290 (10.2)				260 (10.2)			1.5~2.2		
	W-77-12S		2.0	370 (13.1)				230 (9.1)	2.2~3.7				
	W-77-2S			250 (8.8)	345			255 (10.0)	1.5				
	W-77-21S		2.5	340 (12.0)	350			270 (10.6)	1.5~2.2				
	W-77-3S			325 (11.5)	435			280 (11.0)					
	W-77-1G	Gravity	1.5	180 (6.4)	285			230 (9.1)	0.75~1.5	Side mount cup PCG-6P-3 (600 mℓ) PC-4 (400 mℓ)			
	W-77-11G			290 (10.2)				290 (11.4)	1.5~2.2				
	W-77-12G			370 (13.1)				255 (10.0)	2.2~3.7				
	W-77-2G		2.0	250 (8.8)	390			290 (11.4)	1.5				
	W-77-21G			340 (12.0)				335 (13.2)					
	W-77-3G		2.5	325 (11.5)	485			330 (13.0)	1.5~2.2				

● W-71, W-61, fluid nipple: G1/4 (PF1/4), air nipple: G1/4 (PF1/4); W-77, fluid nipple: G3/8 (PF3/8), air nipple: G1/4 (PF1/4)

Automatic spray guns

Spray guns for mass production which are used with automatic painting equipment, reciprocators or painting robots

LPA-101

Compact type
low pressure
automatic gun



LPA-200

Large type
low pressure
automatic gun



WA-200

Large type
automatic gun



WA-101R

Round pattern
automatic gun



SGA-101

Mini type
automatic gun
(air piston type)
for intermittent
painting



WA-101

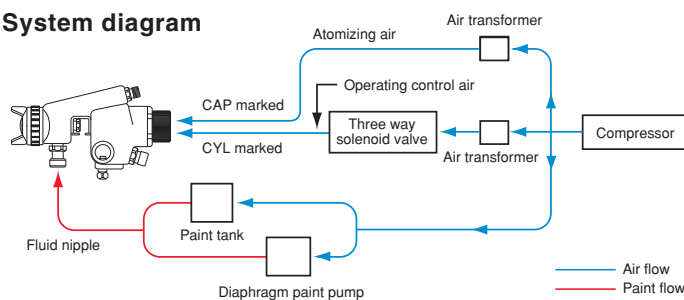
Compact type
automatic gun



WA-0609

internal coating
automatic gun

System diagram



Model	Length of extension nozzle (A)	Pipe dia	Pattern curve degree (θ)
WA-1218	180mm	12mm	about 19°
WA-0915	150mm	9mm	about 14°
WA-0609	90mm	6mm	about 4°

Compact type high performance automatic guns

- ① You can change and remote control pattern width during painting by controlling center air and horn air independently, resulting in reduced overspray.
- ② You can circulate paints such as metallic paints which deposit in a short time.
- ③ Compact gun body needs small installation space and can be used with automatic painting equipment including painting robot.

[Caution]

- ① As this automatic gun has no built-in air valve, refer to system diagram on the right.
- ② Joints are available on the market.

WRA-101

Compact type

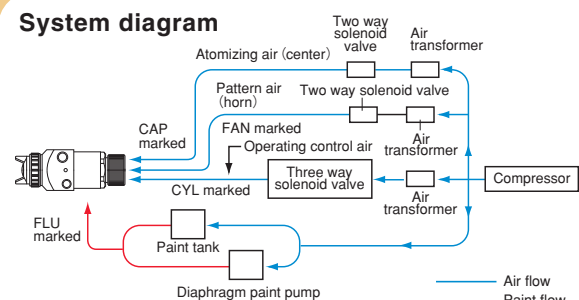


WRA-200

Large type



System diagram

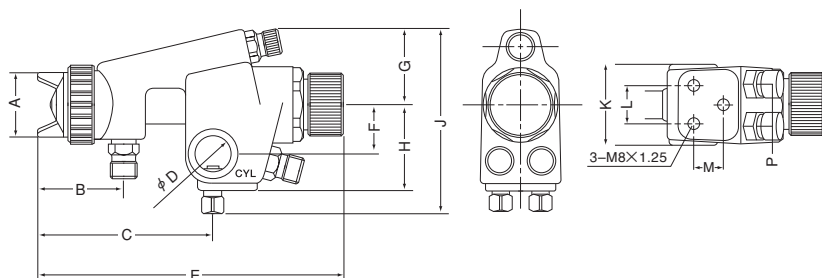


	Model	Name	Type of feed	Fluid nozzle orifice Φ mm	Spray distance mm (inch)	Air pressure at gun inlet MPa (psi)	Air pressure in air cap MPa (psi)	Air consumption ℓ /min (cfm)	Fluid output ml /min.	Pattern width mm (inch)	Applied air cap model	Required air compressor kW	Mass g (lbs)	Application
General purpose automatic gun	SGA-101	Compact	Pressure	1.0	—	0.24 (35.6)	—	80 (2.8)	—	—	E1	0.4~	270 (0.59)	Mold release agents, water borne solvent
	WA-101-082P (V)	Small		0.8	200 (7.9)	0.29 (42.7)	—	270 (9.5)	150	190 (7.5)	E2P	1.5~	460 (1.01)	Small workpieces
	WA-101-101P (V)			1.0				90 (3.2)	100	140 (5.5)	E1	0.75~		Small fluid output
	WA-101-102P (V)			1.3				270 (9.5)	200	220 (8.7)	E2P	1.5~		Small workpieces
	WA-101-132P (V) ※							260 (9.2)	250	230 (9.1)	H2			
	WA-200-122P (V)	Large	Pressure	1.2	250 (9.8)		530 (18.7)	500	400 (15.7)	G2P	2.2~	500 (1.1)	Large workpieces	
	WA-200-152P ※			1.5		330 (11.7)	270	340 (13.4)	K2					
	WA-200-202P ※			2.0		360 (12.7)	400	320 (12.6)	R2					
	WA-200-251P ※			2.5			500	330 (13.0)	W1					
	WA-101R-05P (V)	Round pattern	Pressure	0.5	200 (7.9)	—	40 (1.4)	20	35 (1.4)	—	0.2~0.4	440 (0.97)	Small workpieces, touch-ups	
	WA-1218	Internal coating	Pressure (Gravity)	0.6	200 (7.9)	0.29 (42.7)	—	73 (2.6)	17	48 (1.9)	—	0.4	555 (1.22)	Internal coating of small tube
	WA-0915			55 (1.9)				9	36 (1.4)	—	510 (1.12)			
	WA-0609			48 (1.7)				6	32 (1.3)	—	475 (1.05)			
	WA-200-201ZP	Ceramic	Pressure	2.0	250 (9.8)	0.34 (49.8)	—	500 (17.7)	760	370 (14.6)	R1Z	2.2~3.7	500 (1.1)	Ceramic enamels, abrasives similarly abrasive fluids
WA-200-251ZP	2.5			R1Z										
Low pressure automatic gun	LPA-101-101P (V)	Small	Pressure	1.0	200 (7.9)	0.26 (38.4)	0.07 (10.0)	430 (15.2)	150	200 (7.9)	E1	2.2~3.7	460 (1.01)	Small workpieces
	LPA-200-122P (V)	Large		1.2	200 (7.9)	0.20 (28.4)	500 (17.7)	500	300 (11.8)	G2	500 (1.1)		Large workpieces	
Mounted on robot	WRA-101-082P (V)	Small	Pressure	0.8	200 (7.9)	Atomizing air 0.26 (38.4) Pattern air 0.22 (31.3)	—	270 (9.5)	150	190 (7.5)	E2P	1.5	300 (0.66)	Small workpieces
	WRA-200-122P (V)	Large		1.2	250 (9.8)	0.24 (34.1) 0.26 (38.4)		530 (18.7)	500	400 (15.7)	G2P	2.2~3.7	325 (0.72)	Large workpieces
	LRA-200-122P (V)	Low pressure			200 (7.9)	0.14 (19.9) 0.16 (22.8)	0.07 (10.0)	500 (17.7)		300 (11.8)	G2			

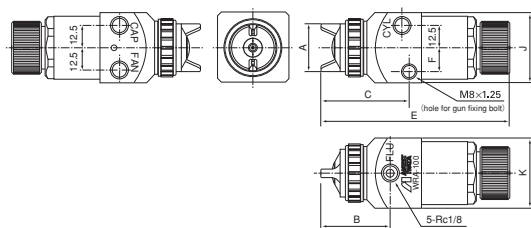
Note) ※ marked WA-101 and 200 models are used as either gravity feed or suction feed. (Fluid output shows gravity feed type)
Regarding (V) marked models, you can select them equipped with locknut type fluid adj. set (stepless adj. system).
Fluid nipple: G1/4 for WA-101/LPA-101 and G3/8 for WA-200/LPA-200.
Air nipple: G1/4 for all models but WRA and LRA are without both fluid and air nipples.

Automatic spray guns

Fitting dimensions (mm)



Dimensional drawing for WRA and LRA



Model	A	B	C	D (Φ)	E	F	G	H	J	K	L	M	P
WA-101	27	44.5	85.5	16	147	23.5	36	40.5	86	38	18	14.5	20
WA-101R	27	37.5	79	16	140.5	23.5	35	40.5	85	38	18	14.5	20
WA-200	30.5	47.5	89	16	148.5	23.5	36	40.5	86	38	18	14.5	20
LPA-101	27	47	88.5	16	150	23.5	36	40.5	86	38	18	14.5	20
LPA-200	30.5	47.5	89	16	148.5	23.5	36	40.5	86	38	18	14.5	20
WRA-101	27	40	51	—	109	14.5	—	—	40	40			
WRA-200	30.5	48	56	—	111	14.5	—	—	40	40			
LRA-200	30.5	48	56	—	111	14.5	—	—	40	40			
SGA-101	27	—	34	10	—	34							
WA-1218	12	—	266	16	—	23.5							
WA-0915	9	—	235	16	—	23.5							
WA-0609	6	—	175	16	—	23.5							

Position to attach gun stay differs from the above drawing.

Diaphragm paint pump with elevated stand

- Stand type which can move pump itself upwards or downwards.
It is easy to replenish paint.
- Most suitable when you supply paints to multiple color painting line by placing several sets in a row.



DPS-90LE

Paint tank would not be attached in product.
Agitator would be provided as option item.

Extension nozzle gun

For painting internal surfaces of pipes and other hard-to-reach places.

How to read model names

Ex. LW-10B-4530

Pipe length:300mm
Head angle:45°
Nozzle orifice (Ex.) 10=φ 1.0/18=φ 1.8
Gun body model

LW-10B-0030

LW-18B-9015
PC-17R
Pressure feed container (option)

Model	Previous model	Fluid nozzle orifice φmm	Applied air cap	Type of atomization	Atomizing air pressure MPa (psi)	Fluid output mL/min.	Spray distance mm (inch)	Head angle °	Pipe length mm (inch)	Air consumption L/min (cfm)	Pattern width mm (inch)	Mass g (lbs)
LW-10B-0015	L88-0015	1.0	E1	Fan pattern only	0.29 (42.7)	150	200 (7.9)	0	150 (5.9)	90	175 (6.9)	520 (1.14)
LW-10B-0030	L88-0030								300 (11.8)			
LW-10B-0050	L88-0050								500 (19.7)			
LW-10B-4515	L88-4515							45	150 (5.9)			570 (1.25)
LW-10B-4530	L88-4530								300 (11.8)			
LW-10B-4550	L88-4550								500 (19.7)			
LW-10B-9015	L88-9015							90	150 (5.9)			640 (1.41)
LW-10B-9030	L88-9030								300 (11.8)			
LW-10B-9050	L88-9050								500 (19.7)			
LW-18B-0015	(L87-0015)	1.8	N1	Fan pattern only	0.34 (49.8)	250	250 (19.8)	0	150 (5.9)	210 (7.4)	185 (7.3)	520 (1.14)
LW-18B-0030	(L87-0030)								300 (11.8)			
LW-18B-0050	(L87-0050)								500 (19.7)			
LW-18B-4515	(L87-4515)							45	150 (5.9)			570 (1.25)
LW-18B-4530	(L87-4530)								300 (11.8)			
LW-18B-4550	(L87-4550)								500 (19.7)			
LW-18B-9015	(L87-9015)							90	150 (5.9)			640 (1.41)
LW-18B-9030	(L87-9030)								300 (11.8)			
LW-18B-9050	(L87-9050)								500 (19.7)			

● Type of feed: pressure feed ● All models, fluid nipple: G1/4, air nipple: G1/4

Ceramic spray gun

Both fluid nozzles and tips of fluid needles are made of tungsten carbide.

WA-200-ZP
automatic
gun



W-200-ZP
hand gun



Model	Fluid nozzle orifice φ mm	Air consumption L/min (cfm)	Fluid output mL/min.	Pattern width mm (inch)	Applied air cap	Required air compressor kW	Mass g (lbs)
WA-200-201ZP	2.0	500 (17.7)	760	370 (14.6)	R1Z	2.2~3.7	500 (1.1)
WA-200-251ZP	2.5						
W-200-201ZP	2.0	500 (17.7)	760	370 (14.6)	R1Z	2.2~3.7	390 (0.86)
W-200-251ZP	2.5						

● Type of feed: pressure feed ● Spray distance: 250mm (19.8 inch)
● Atomizing air pressure: 0.34MPa (3.5kgf/cm²/50psi) ● Pattern shape: straight
● Fluid nipple: G3/8 (PF3/8), air nipple: G1/4 (PF1/4)

● Usage

Most suitable for spraying ceramic enamels, abrasives and similarly abrasive fluids.

Round pattern gun

Most suitable for spraying miniature models, cloth prints, arts and crafts, do-it-yourself items, dyes, etc.

RG-3L
PC-51
cup
(option)



Model	Previous model	Type of feed	Fluid nozzle orifice φ mm	Spray distance mm (inch)	Atomizing air pressure MPa (psi)	Air consumption l/min (cfm)	Fluid output ml/min.	Pattern width mm (inch)	Required air compressor kW	Standard cup	Mass g (lbs)
RG-3L-1	RG-2-1	Gravity	0.4	200 (7.9)	0.24 (35.6)	30 (1.1)	15	25 (1.0)	0.2~0.75	Gravity feed cup PC-51 (220ml) PC-61 (130ml)	180~200 (0.40~0.44)
RG-3L-2	RG-2-2		0.6				35	35 (1.4)			
RG-3L-3	RG-2-3		1.0			50 (1.8)	80	35 (1.4)			

※ RG-3L1 with air adj. set is available.

Heavy viscosity spray gun

For applying special high-viscosity paint, adhesives, etc.

W-2001-1
PC-19B
pressure feed
container
(option)



W-2003
PC-19B
pressure feed
container
(option)



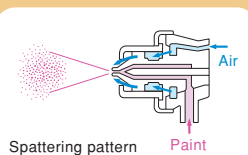
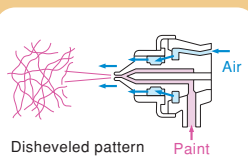
Fluid nozzle and fluid needle are made of stainless steel which permits spraying of even water borne adhesives.

Model	Name	Type of feed	Fluid nozzle orifice φ mm	Spray distance mm (inch)	Atomizing air pressure MPa (psi)	Air consumption l/min (cfm)	Fluid output ml/min.	Pattern width mm (inch)	Required air compressor kW	Standard container	Mass g (lbs)	Main application
W-2001-1	Spray gun	Pressure feed	2.5	200 (7.9)	0.29 (42.7)	(25W) 170 (6.0)	—	—	0.75~3.7	Pressure feed container: PC-19B (1000ml)	450 (0.99)	Construction wall paint, small job
W-2001-2			3.0			(10W) 100 (3.5)						
W-2003	High viscosity gun	Pressure feed	2.0	200~300 (7.9~11.8)	0.29 (42.7)	270 (9.5)	—	300~400 (11.8~15.7)	1.5	Pressure feed container: PC-19B (1000ml)	390 (0.86)	High viscosity paint

Disheveled gun

For spraying disheveled and spattering patterns using special air caps .

Type of feed : pressure feed type
Fluid nozzle orifice: φ 0.7mm
Atomizing air pressure: 0.2Mpa (2.0kgf/cm².28psi)
Air consumption: 75 liters/min. (2.6cfm)
Fluid output : 80 ml/min.
Required compressor: 0.4kW
Approx. mass : 1000g (2.2lbs)
with PC-17R (400 ml) pressure attached feed container



SGD-71

Airbrushes

[iwata] is Anest Iwata's own trademark which is used and limited to airbrushes and related products. ISO9001 (JISZ9001) international quality standards do not cover products on this page.



[Hi-line series] equipped with air adjusting knob (air volume adjusting function) and pre-set handle (fluid output adjusting function) as standard accessories which are most suitable for very fine jobs.



HP-AH



HP-BH



HP-CH



[High performance plus] equipped with pre-set handle (fluid output adjusting function) as a standard accessory.



HP-CP



HP-SBP




HP-BC1P



[High performance series] equipped with hose joint set 1 as a standard accessory.



HP-BE1



HP-E1



[Eclipse series] Drop-in (insert type) nozzle can make disassembly and cleaning easy.



HP-BS



HP-CS



HP-SBS



HP-BCS



[Revolution series] All models (except HP-SAR and HP-TR) are double action type.



HP-AR



HP-CR



HP-SAR

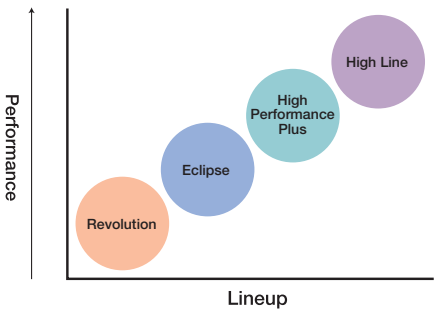
single-action



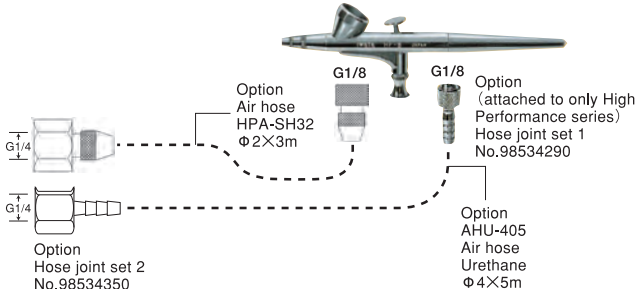
HP-TR1

trigger type

Model		Type of feed	Fluid nozzle orifice ϕ mm	Atomizing air pressure MPa (psi)	Air consumption q / min (cfm)	Standard container or cup	Mass g (lbs)	Applied materia
Hi-Line	HP-AH	Gravity	0.2	0.10~0.29 (14.2~42.7)	14	0.4	84	Automotive arts
	HP-BH		0.2		11	1.5	87	
	HP-CH		0.3		11	7	109	
High Performance Plus	HP-AP	Gravity	0.2		14	0.4	75	Hobby crafts, automotive arts, beauty culture
	HP-BP		0.2		11	1.5	81	
	HP-SBP		0.2		11	1.5	92	
	HP-CP		0.3		11	7	109	
	HP-BC1P	Suction	0.3		11	20	150	
	HP-BC2P		0.4		11	20	150	
	HP-BC2P		0.4		11	20	150	
High Performance	HP-E1	Gravity	0.6		32	40	236	
	HP-E2		0.8		47	40	236	
	HP-BE1	Suction	0.6		32	40	254	
	HP-BE2		0.8		47	40	261	
Eclipse	HP-BS	Gravity	0.3		20	1.5	90	Hobby crafts
	HP-CS		0.3		20	7	116	
	HP-SBS	Suction	0.3		20	1.5	105	
	HP-BCS		0.5		20	28	96	
Revolution	HP-AR	Gravity	0.3		14	0.4	75	
	HP-BR		0.3		14	1.5	82	
	HP-CR		0.5		20	7	115	
	HP-BCR	Suction	0.5		20	28	90	
	HP-SAR		0.5		20	28	100	
	HP-TR1	Gravity	0.3		14	7	150	
	HP-TR2		0.5		20	15	160	
	HP-TR2		0.5		20	15	160	



Option
Oil-free mini compressors
IS-875
IS-925



Oil-less compressors for airbrushes

IS-875HT/925HT

Powerful and compact
Reliable



- Available 150W single cylinder and 220W two cylinders models with air tank
- Auto shut off
- Equipped with pressure switch as standard

Model	IS-875HT (Smart Jet Plus)	IS-925H (Smart Jet Plus)
Motor	W	150/200
Max pressure	MPa	4.2
Air consumption	ℓ/min	23
Mass	kg	7.1
Dimensions	mm	280×160×275
Included Accessories	Filter Regulator/3m Braided hose (HPA-BH31)/ Airbrush holder	

Remarks: In the above dimensions not included accessories

IS-875/925



- Available in 91 W single cylinder and 125 W two cylinder version
- Compact design
- Silent
- Equipped with pressure switch as standard

Model	IS-875 (Smart Jet Pro)	IS-925 (Power Jet Lite)
Motor	W	91
Max pressure	MPa	3.1
Air consumption	ℓ/min	6.0
Mass	kg	6.4
Dimensions	mm	156×310×260
Included Accessories	3m air hose (HPA-SH32)	

Remarks: In the above dimensions not included accessories

IS-850



- Compact design
- Silent
- Equipped with pressure switch as standard

Model	IS-850
Motor	W
Max pressure	MPa
Air consumption	ℓ/min
Mass	kg
Dimensions	mm
Included Accessories	4m Coil hose (HPA-CH41)/ 3m air hose (HPA-SH31)/ Filter set

Remarks: In the above dimensions not included accessories

IS-50



- Compact design
- Light weight (2.9Kg)
- Equipped with release valve

Model	IS-50
Motor	W
Max pressure	MPa
Air consumption	ℓ/min
Mass	kg
Dimensions	mm
Included Accessories	4m Coil hose (HPA-CH41)

Remarks: In the above dimensions not included accessories

IS-976MB



(Accessories not included)

- Maintenance-free, oil-less two pole motor air compressor
- Case-mounted air regulator and moisture filter
- Dual manifold air regulator with airbrush and spray gun holders
- 2.5 liter air storage tank and internal cooling fan
- Equipped with pressure switch as standard
- Easy-to-setup

Model	IS-976MB
Motor	W
Max pressure	MPa
Air consumption	ℓ/min
Mass	kg
Dimensions	mm
Air Tank Capacity	2.5
Included Accessories	Filter Regulator/3m Braided hose (HPA-BH32)/ Airbrush holder

Remarks: In the above dimensions not included accessories

※Applicable power supply voltage is AC100V.

※Modify the product so that it can be used with different voltage.

Automotive refinishing spray guns with agitator and Touch-up spray guns

Effective refinishing from small to medium blemishes



W-101A-134G

Can coat well with two-coat pearl, metallic, solid and clean paints as well as three-coat pearl paints



W-101A-134S

image



Model	Type of feed	Fluid nozzle orifice φ mm	Atomizing air pressure MPa (psi)	Air consumption ℓ / min (cfm)	Pattern width mm (inch)	High atomization	General atomization	Applied air cap model	Required air compressor kW	Mass g (lbs)	Application
Automotive refinishing spray guns											
W-101A-104G	Gravity	1.0	0.15 (22.8)	165 (5.8)	140 (5.5)	●		H4	0.4~0.75	695 (1.53)	Paint for Automotive refinishing
W-101A-134G		1.3			120 (4.7)						
W-101A-134S	Suction									0.75~1.5	
Touch-up spray guns											
W-101T-104G	Gravity	1.0	0.15 (22.8)	165 (5.8)	140 (5.5)	●		H4	0.4~0.75	335 (0.74)	Paint for Automotive refinishing
W-101T-134G		1.3			120 (4.7)						
W-101T-134S	Suction									0.75~1.5	

* 1. Pattern width is measured with 16 sec. (12sec/NK-2) paint viscosity and 60ml/min. fluid output.

- Spray distance: 200mm (7.9inch) for all models
- Atomizing air pressure at inlet of spray gun with trigger pulled and air flowing.
- All models: Fluid nipple - G1/4, air nipple - G1/4

Rotary type local pressure gauge

This is a cheater valve that can indicate air pressure at inlet joint of spray gun. It's easy to use per straight shape and easy to fine adjust pressure per screw valve.

Compact and light valve can make spray man handle spray gun easy.

Model: AJR-02S-VG Mass:120g

Connection: air nipple G1/4



AJR-02S-VG

This product can increase coating job efficiently through air pressure control. Small-sized pressure gauge maintains balance well when it is attached to your spray gun.

Local air pressure control can promise stable air supply to your coating job.

Model: AJR-02L-VG Mass:95g

Adjusting system:Cylinder type

Connection: air nipple G1/4



AJR-02L-VG

Aqua Gun Holder for Center Cup Gravity Feed Spray GunsGun

Can be installed anywhere since it is equipped with pedestal.

Can be installed with air hose attached for use with wall-mounting type

Applicable spray guns:LPH-300/ W-300/LPH-400/W-400

Model: GH-WH-02 Mass:510g



GH-WH-02

Gun Stand
(for horizontal
installation)



Gun Stand
(for wall mounting)


L type Rotary Joint

Allows you to handle hoses easily by rotating joint seat.

Reduces failure cost by preventing air hose from contacting coating surface during coating application.

Hoses do not interfere with you when coating in trunk room, doors, knee room or underbody of cars.

Model: AJR-02L Mass:46g

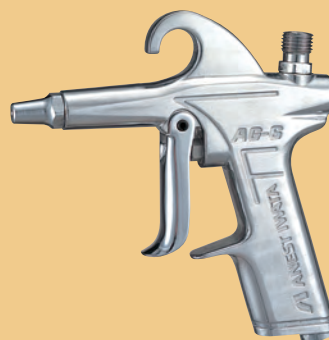


AJR-02L

Air duster/Blow gun/Engine cleaner




Air duster
AG-6



Air duster
AG-61

Flexible extension pipe

Example : Flexible extension pipe is attached.



Blow gun
AG-4B



Blow gun
AG-41B

Flexible extension pipe

Model	Lengthmm (inch)	Mass g (lbs)
ADP-150F	150 (5.9)	30 (0.07)
ADP-300F	300 (11.8)	42 (0.09)
ADP-500F	500 (19.7)	60 (0.13)

Option for AG-6、AG-61



Engine cleaner
EC-3B

Model	Name	Fluid nozzle orifice φ mm	Atomizing air pressure MPa (psi)	Air consumption ℓ / min (cfm)	Required air compressor kW	Mass g (lbs)	Connection	Usage
AG-6	Air duster	1.7	0.34 (49.9)	105 (3.7)	0.4	185 (0.41)	G1/4 (PF1/4)	For blowing off dust, sludge, etc.
AG-61								
AG-4B	Blow gun	4.5	0.59 (85.3)	970 (34.3)	1.5~5.5	218 (0.48)	G3/8 (PF3/8)	For blowing off dust, sludge, etc.
AG-41B						212 (0.47)	G1/4 (PF1/4)	
EC-3B	Engine cleaner	2.7	0.34 (49.8)	40 (1.4)	0.2	380 (0.84)	G1/4 (PF1/4)	For cleaning engines, machines, etc.

Aqua Dry Gun



Able to amplify a small amount of air and emit a large amount of air.
Most suitable for water-based paints which dry slowly.
It can be used to dry solvent-based paints.
Plastic grip is suitable for Anest Iwata spray guns with soft texture.
The valve below is recommended for local on-off operation.
With air valve to adjust on-off at hand.
Model : ADG-1BV Mass : 400g

ADG-1BV

Aqua Dry Gun Stand Unit



Available 2 Aqua dry guns(including) and fixed setting.

Model: ADGS-1UB

Fixed setting area

Height : 0~2000mm

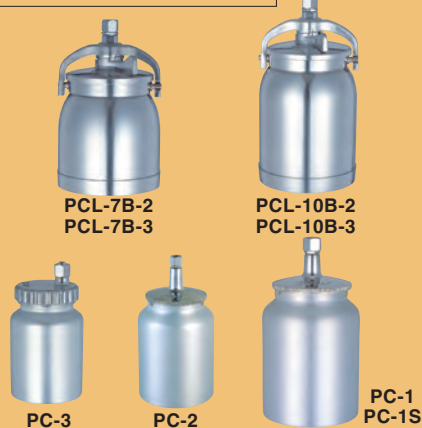
Angle: 0~360°

1. Stand set 1 set
2. Aqua dry gun 2 guns
3. Air hose 2 pcs
4. Quick joint 2 sets

ADGS-1UB

Containers, Cups & Paint Supply Equipment

Suction feed container



Gravity feed cup

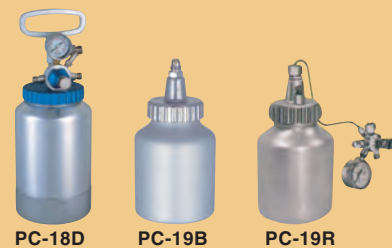


Free-angle cup

PC-400S-2LF (Stainless)
PC-400A-2LF (Aluminum)
PC-400S-2LTF (Stainless)
PC-250S-2LF (Stainless)
PC-150S-2LF (Stainless)
gun (option)



Pressure feed container



Select appropriate paint supply equipment in accordance with paint consumption and painting job.

①Side mount gravity feed cup (130~600ml) for touch-ups and small painting jobs

②Suction feed container (400~1000ml) for medium-size painting jobs

③Pressure feed container (1000~2000ml) for medium-size jobs using pressure feed spray gun

④Paint pressure tanks (10~80 liters)

and diaphragm paint pumps are most suitable for continuous painting jobs such as on production lines, automatic painting machines and painting robots at the plant.

Model	Capacity ml	Mass g (lbs)	Connection	Applicable spray gun	
Suction feed container					
PCL-7B-2	700	370 (0.81)	G1/4 (PF1/4)	W-101, -71, -61, LPH-101	
PCL-7B-3	700	375 (0.82)	G3/8 (PF3/8)	W-200, -77	
PCL-10B-2	1000	410 (0.90)	G1/4 (PF1/4)	W-101, -71, -61, LPH-101	
PCL-10B-3	1000	415 (0.91)	G3/8 (PF3/8)	W-200, -77	
PC-1	1000	335 (0.74)	G3/8 (PF3/8)	W-200, -77	
PC-1S	1000	330 (0.73)	G1/4 (PF1/4)	W-101, -71, -61, LPH-101	
PC-2	600	270 (0.59)	G1/4 (PF1/4)	W-101, -71, -61, LPH-101	
PC-3	400	180 (0.40)	G1/4 (PF1/4)	W-101, -71, -61, LPH-101	
Gravity feed cup (Side)					
PC-4	400	180 (0.40)	G3/8 (PF3/8)	W-200, -77	
PC-4S	400	168 (0.37)	G1/4 (PF1/4)	W-50, -101, LPH-50, -101, W-71, -61, RG-3L	
PC-400A-2LF	400	125 (0.28)	G1/4 (PF1/4)	W-50, -101, LPH-50, -101, W-71, -61, RG-3L,	free-angle stainless steel cup
PC-400S-2LTF	400	210 (0.46)	G1/4 (PF1/4)	W-50, -101, LPH-50, -101, W-71, -61, RG-3L,	free-angle, stainless steel cup fluorine-coated
PC-400S-2LF	400	210 (0.44)	G1/4 (PF1/4)	W-101, LPH-101, W-71, -61	free-angle stainless steel cup
PC-250S-2LF	250	170 (0.37)	G1/4 (PF1/4)	W-50, -101, LPH-50, -101, W-71, -61, RG-3L	free-angle stainless steel cup
PC-150S-2LF	150	155 (0.34)	G1/4 (PF1/4)	W-50, -101, LPH-50, -101, W-71, -61, RG-3L	free-angle stainless steel cup
PC-5	250	135 (0.30)	G1/4 (PF1/4)	W-50, -101, LPH-50, -101, W-71, -61, RG-3L	
PC-51	220	126 (0.28)	G1/4 (PF1/4)	W-50, -101, LPH-50, -101, W-71, -61, RG-3L	stainless steel cup
PC-61	130	110 (0.24)	G1/4 (PF1/4)	W-50, -101, LPH-50, -101, W-71, -61, RG-3L	stainless steel cup
PCG-6P-2	600	220 (0.48)	G1/4 (PF1/4)	W-101, LPH-101, W-71, -61	plastic cup
PCG-6P-3	600	227 (0.50)	G3/8 (PF3/8)	W-200, -77	plastic cup
Gravity feed cup (Center)					
PCG-6P-M	600	160 (0.35)	M16×1.5 (female)	W-400, LPH-400 plastic cup	
PCG-2P-2	200	100 (0.22)	G1/4 (PF1/4)	W-300, LPH-300 plastic cup	
PCG-2D-1	150	100 (0.22)	G1/8 (PF1/8)	LPH-80, Alminum cup	
PC-G400P-2	400	158 (0.35)	G1/4 (PF1/4)	W-300, W-300WB, LPH-300 plastic cup	
Pressure feed container					
PC-17R	400	564 (1.24)	G1/4 (PF1/4)	SGD-71 disheveled gun	Max. operating pressure 0.20MPa (2kgf/cm2/28.4psi)
PC-18D-S0	2000	1250 (2.76)	G3/8 (PF3/8) fluid outlet	various spray guns	Max. operating pressure 0.34MPa (3.5kgf/cm2/49.8psi)
PC-18DT-S0	2000	1200 (2.65)	G3/8 (PF3/8) fluid outlet	various spray guns	Max. operating pressure 0.34MPa (3.5kgf/cm2/49.8psi)
PC-19B	1000	470 (1.04)	M16×1 (male)	W-2001-1 W-2003	Max. operating pressure 0.49MPa (5kgf/cm2/71.1psi)
PC-19R	1000	830 (1.83)	G3/8 (PF3/8)	W-200 W-77	Max. operating pressure 0.27MPa, (2.8kgf/cm2/39.8psi)

Paint pressure tank

They are equipped with either a manual or an automatic mixer to prevent paint from precipitating. 10-80 liter paint tanks are available.

About the use of paint pressure tanks overseas

Codes and standards for pressure vessels vary from country to country. Please contact us to see if our paint pressure tanks apply to your country specification for pressure vessels.



PT-20DM
(with automatic mixer)

Diaphragm paint pump

You can change paint color or replenish paint by simply putting intake hose set into a new can of paint. This method simplifies paint feed system and saves work.

※ For details, refer to [Paint supply pumps & system equipment] catalog.



DPS-90E

Handy paint pump

*Paint pump with 5 liter hopper for small painting jobs.
*Easy to transport (8kg) .
*Double-acting type without pulsation can always supply stable fluid output.
◎Small painting jobs such as metal, resin and woodwork
◎Designated color line painting such as metal, resin and woodwork
◎Moving jobs of construction painting such as shutters or indoor decorations

※ For details, refer to [Paint supply pumps & system equipment] catalog.



HDP-705C



E-spray series

We have realized a high level of safety.

- No insulation device is required in fluid supplying route.
- We chose Internal cascade type with a high level of safety comparing with external cascade type.

Manual electrostatic spray gun for water-based paint
(indirect charge and internal cascade type)



E-MW100

Manual electrostatic spray gun
(direct charge and internal cascade type)



E-M15C : for general paints



E-M10C : for water-based and low-resistance paint

International
Patents
Pending



Please request catalog of "Electrostatic painting spray equipment". If you have some questions, please contact our branch where locates near you.



Safety precautions

■ For operation

1. Never use these spray guns for purposes other than coating jobs.
2. Before use, be sure to carefully read the instruction manual for correct usage.
3. Never alter these products for any application. If done, it can cause poor performance and failure.

■ Others

1. Figures in this catalog are measured by our test paints.
They will differ according to kinds of paints and painting conditions.

● Models, specifications and photos are subject to change without notice.



ANEST IWATA Corporation

3176, Shinyoshida-cho, Kohoku-ku,
Yokohama 223-8501, Japan
Tel: 045-591-1118 Fax: 045-591-1137
<http://www.anest-iwata.co.jp/>

Printed in Japan CAT.No. SE-68F 201402.改.5.NP★

